Hermetically Sealed Single-Point Load Cell

FEATURES

- Capacity range: 100–500 kg
- Stainless steel construction
- Single-point 600 x 600 mm platform
- OIML R60 and NTEP approved
- IP68 protection
- **Optional**
  - EEx ia IIC T6 hazardous area approval
  - FM approval available
  - Platform size 600 x 800 mm available



APPLICATIONS

- Food industry platforms
- Marine and hybrid scales
- Process weighing hoppers
- Harsh environment

DESCRIPTION

Model 1510 is a high accuracy single-point load cell ideally suited to industrial applications which undergo regular washdown, typically platforms, wall scales and other process weighing applications in the food industry.

Hermetically sealed against moisture, the all welded construction of the 1510 in combination with a polyurethane dual shielded cable, enables continuous operation in harsh environments while maintaining a high operating specification.

The two additional sense wires feed back the voltage reaching the load cell.

Complete compensation of changes in lead resistance due to temperature change and/or cable extension, is achieved by feeding this voltage into the appropriate electronics.

OUTLINE DIMENSIONS in millimeters

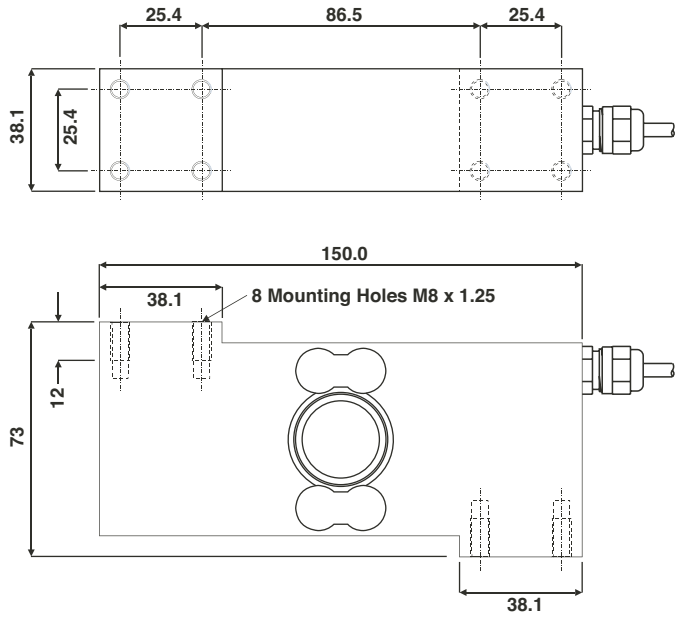

Hermetically Sealed Single-Point Load Cell

SPECIFICATIONS					
PARAMETER	**VALUE**				**UNIT**
Rated capacity—R.C. (E_{max})	100, 250, 500				kg
NTEP/OIML accuracy class	NTEP	Non-approved	C3*	C4*	
Maximum no. of intervals (n)	5000 single	1000	3000	4000	
Y = E_{max}/V_{min}	11425	1400	10000	12000	Maximum available 12500
Rated output—R.O.	2.0				mV/V
Rated output tolerance	0.2				±% mV/V
Zero balance	0.2				±% mV/V
Zero return, 30 min.	0.0170	0.0060	0.0170	0.0130	±% of applied load
Total Error	0.0200	0.0300	0.0200	0.0150	±% of rated output
Temperature effect on zero	0.0023	0.010	0.0014	0.0011	±% of rated output/°C
Temperature effect on output	0.001	0.0040	0.0010	0.0008	±% of applied load/°C
Eccentric loading error	0.0016	0.0035	0.0011	0.0008	±% of rated load/cm
Temperature range, compensated	–10 to +40				°C
Temperature range, safe	–20 to +70				°C
Maximum safe central overload	150				% of R.C.
Ultimate central overload	300				% of R.C.
Excitation, recommended	10				VDC or VAC RMS
Excitation, maximum	15				VDC or VAC RMS
Input impedance	380±10				Ω
Output impedance	350±2				Ω
Insulation resistance	>1000				MΩ
Cable length	3				m
Cable type	6-wire, braided, polyurethane, dual floating screen				Standard
Construction	Stainless steel				
Environmental protection	IP68				
Recommended torque	22.0				N*m

* 35% utilization

All specifications subject to change without notice.

WIRING SCHEMATIC DIAGRAM

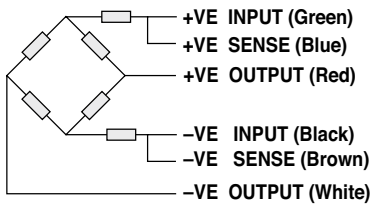

广州锐拓自动化科技有限公司 传感器事业部内部使用资料

Disclaimer

ALL PRODUCTS, PRODUCT SPECIFICATIONS AND DATA ARE SUBJECT TO CHANGE WITHOUT NOTICE.

Vishay Precision Group, Inc., its affiliates, agents, and employees, and all persons acting on its or their behalf (collectively, “Vishay Precision Group”), disclaim any and all liability for any errors, inaccuracies or incompleteness contained herein or in any other disclosure relating to any product.

The product specifications do not expand or otherwise modify Vishay Precision Group’s terms and conditions of purchase, including but not limited to, the warranty expressed therein.

Vishay Precision Group makes no warranty, representation or guarantee other than as set forth in the terms and conditions of purchase. **To the maximum extent permitted by applicable law, Vishay Precision Group disclaims (i) any and all liability arising out of the application or use of any product, (ii) any and all liability, including without limitation special, consequential or incidental damages, and (iii) any and all implied warranties, including warranties of fitness for particular purpose, non-infringement and merchantability.**

Information provided in datasheets and/or specifications may vary from actual results in different applications and performance may vary over time. Statements regarding the suitability of products for certain types of applications are based on Vishay Precision Group’s knowledge of typical requirements that are often placed on Vishay Precision Group products. It is the customer’s responsibility to validate that a particular product with the properties described in the product specification is suitable for use in a particular application.

No license, express, implied, or otherwise, to any intellectual property rights is granted by this document, or by any conduct of Vishay Precision Group.

The products shown herein are not designed for use in life-saving or life-sustaining applications unless otherwise expressly indicated. Customers using or selling Vishay Precision Group products not expressly indicated for use in such applications do so entirely at their own risk and agree to fully indemnify Vishay Precision Group for any damages arising or resulting from such use or sale. Please contact authorized Vishay Precision Group personnel to obtain written terms and conditions regarding products designed for such applications.

Product names and markings noted herein may be trademarks of their respective owners.

400-8707-086 www.rt-loadcell.com